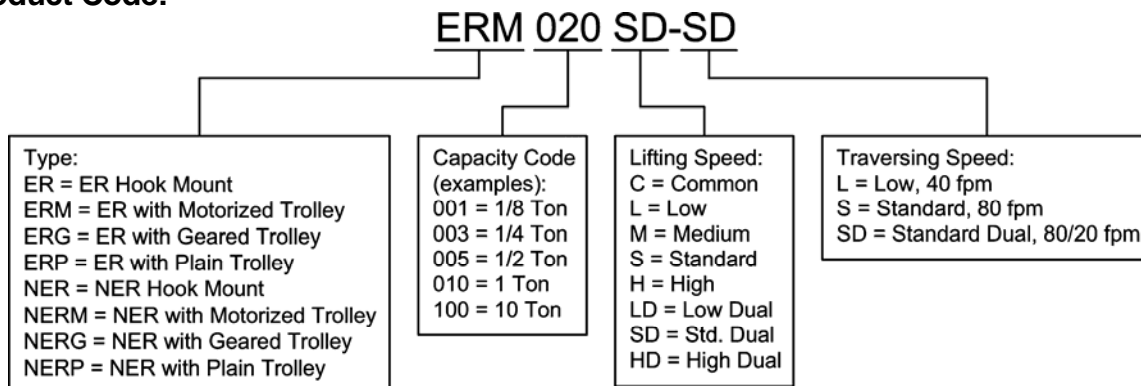


**Product Code:**



**ER and NER Models:**

Harrington ER series hoists are available in two versions, the ER and NER. These two versions are equipped with different options as standard equipment. The NER has a friction clutch mechanism used for over winding protection. The ER has a mechanical load brake/friction clutch combination and an electronic count/hour meter in the control circuit.

**Features:**

- BODY – Die Cast Aluminum, Low Headroom, Quiet Operation
- MOTOR – Fan Cooled (TEFC) with Thermal Protection
- MOTOR BRAKE – Advanced Pull Rotor
- LOAD CHAIN – Nickel Plated, Grade 80
- VOLTAGE – Standard 208-230/460V-3-60, Optional 575V-3-60, Special Voltages Available
- OPERATING ENVIRONMENT – Temperature -4° to +104°F  
– Humidity 85% or less
- ENCLOSURE RATING – Hoist Meets IP55, Pendant Meets IP65
- LOAD BRAKE & FRICTION CLUTCH – ER Models have Mechanical Load Brake with Friction Clutch  
NER Models have Friction Clutch
- LIMIT SWITCH – Standard Upper Limit Switch, Optional Upper and Lower Limit Switch
- LOAD CHAIN FALLS - Single Chain Fall Up Through 3 Ton (except NER030C)
  - 5 Ton is 2 Chain Falls
  - 8 Ton is 3 Chain Falls
  - 10 Ton is 4 Chain Falls
  - 15 Ton is 6 Chain Falls
  - 20 Ton is 8 Chain Falls

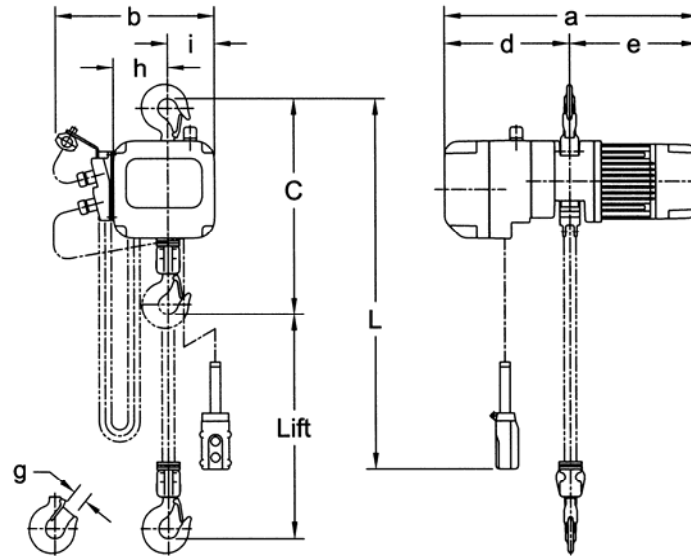
**Duty Rating:**

	Single Speed	Dual Speed
ASME Duty Classification:	H4	H4
Intermittent Duty Rating:	60% ED 360 starts per hour	40/20% ED 120/240 starts per hour
Short Time Duty Rating:	60 min.	30/10 min.

## Hoist Specifications:

	Capacity (Ton)	Product Code	Lifting Speed (ft/min)	Motor		Net Weight (lbs)	Weight for One Addnl. FT. of Lift (lbs)	
				Output (Hp)	Current Draw (Amps)			
					208V or 230V			460V
SINGLE SPEED	1/8	ER001H (NER001H)	57	0.75	4.2	2.1	68	0.37
	1/4	ER003S (NER003S)	39	0.75	4.2	2.1	68	0.37
	1/4	ER003H (NER003H)	60	1.2	5.7	2.9	84	0.57
	1/2	ER005L (NER005L)	15	0.75	4.2	2.1	70	0.57
	1/2	ER005S (NER005S)	30	1.2	5.7	2.9	84	0.57
	1	ER010L (NER010L)	16	1.2	5.7	2.9	90	0.93
	1	NER010M	24	1.9	7.3	3.7	110	0.93
	1	ER010S (NER010S)	29	2.4	10.5	5.3	134	0.93
	1 1/2	ER015S (NER015S)	20	2.4	10.5	5.3	152	1.5
	2	ER020L (NER020L)	14	2.4	10.5	5.3	154	1.5
	2	NER020M	24	3.8	14.9	7.5	181	1.5
	2	ER020S (NER020S)	28	4.7	18.3	9.2	240	1.5
	2 1/2	ER025S (NER025S)	23	4.7	18.3	9.2	247	1.9
	3	NER030C	12	3.8	14.9	7.5	216	3.1
	3	ER030L (NER030L)	16	4.7	18.3	9.2	256	2.3
	3	ER030S (NER030S)	22	6.2	25.1	12.6	269	2.3
	5	ER050L (NER050L)	12	4.7	18.3	9.2	306	4.0
	8	ER080S	8	4.7	18.3	9.2	439	5.9
	10	ER100L	6	4.7	18.3	9.2	597	8.1
	10	ER100L-LG	6	4.7	18.3	9.2	496	
10	ER100S	12	4.7 x 2	18.3 x 2	9.2 x 2	683	8.1	
15	ER150S	8	4.7 x 2	18.3 x 2	9.2 x 2	897	12.1	
20	ER200S	6	4.7 x 2	18.3 x 2	9.2 x 2	1065	16.1	
DUAL SPEED	1/8	ER001HD (NER001HD)	58/19	0.6/0.2	2.9/2.4	1.5/1.2	79	0.37
	1/4	ER003SD (NER003SD)	29/10	0.6/0.2	2.9/2.4	1.5/1.2	79	0.37
	1/4	ER003HD (NER003HD)	60/20	1.2/0.4	5.7/5.1	2.9/2.6	101	0.57
	1/2	ER005LD (NER005LD)	14/5	0.6/0.2	2.9/2.4	1.5/1.2	84	0.57
	1/2	ER005SD (NER005SD)	30/10	1.2/0.4	5.7/5.1	2.9/2.6	101	0.57
	1	ER010LD (NER010LD)	14/5	1.2/0.4	5.7/5.1	2.9/2.6	108	0.93
	1	ER010SD (NER010SD)	29/10	2.4/0.8	9.1/5.7	4.6/2.9	152	0.93
	1 1/2	ER015SD (NER015SD)	20/7	2.4/0.8	9.1/5.7	4.6/2.9	168	1.5
	2	ER020LD (NER020LD)	15/5	2.4/0.8	9.1/5.7	4.6/2.9	170	1.5
	2	ER020SD (NER020SD)	29/10	4.7/1.6	19.6/9.4	9.8/4.7	287	1.5
	2 1/2	ER025SD (NER025SD)	23/8	4.7/1.6	19.6/9.4	9.8/4.7	293	1.9
	3	ER030LD (NER030LD)	17/6	4.7/1.6	19.6/9.4	9.8/4.7	300	2.3
	3	ER030SD (NER030SD)	23/8	6.2/2.0	24.1/10.6	12.1/5.3	320	2.3
	5	ER050LD (NER050LD)	12/4	4.7/1.6	19.6/9.4	9.8/4.7	353	4.0
	8	ER080SD	8/3	4.7/1.6	19.6/9.4	9.8/4.7	485	5.9
	10	ER100LD	6/2	4.7/1.6	19.6/9.4	9.8/4.7	642	8.1
	10	ER100LD-LG	6/2	4.7/1.6	19.6/9.4	9.8/4.7	542	8.1
	10	ER100SD	12/4	4.7/1.6 x 2	19.6/9.4 x 2	9.8/4.7 x 2	772	8.1
	15	ER150SD	8/3	4.7/1.6 x 2	19.6/9.4 x 2	9.8/4.7 x 2	985	12.1
	20	ER200SD	6/2	4.7/1.6 x 2	19.6/9.4 x 2	9.8/4.7 x 2	1153	16.1

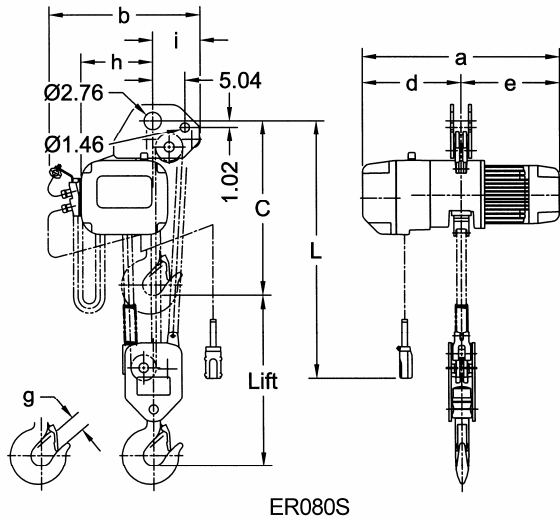
# 1/8 to 5 Ton Hoist Dimensions:



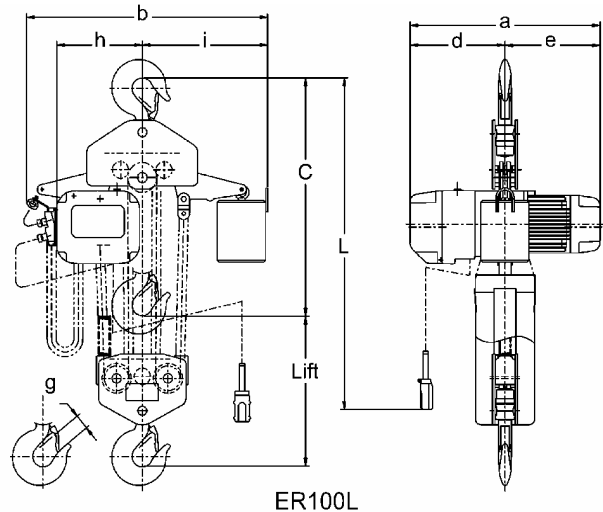
	Hoist Code	Minimum Headroom: C (in)	L* (ft)	a (in)	b (in)	d (in)	e (in)	g (in)	h (in)	i (in)
SINGLE SPEED	ER001H (NER001H)	13.8	7.2	21.1	13.0	10.4	10.7	0.9	4.0	3.9
	ER003S (NER003S)	13.8	7.2	21.1	13.0	10.4	10.7	0.9	4.0	3.9
	ER003H (NER003H)	14.6	7.2	21.9	13.8	10.8	11.1	0.9	4.7	4.1
	ER005L (NER005L)	14.0	7.2	21.1	13.0	10.4	10.7	0.9	4.0	3.9
	ER005S (NER005S)	14.6	7.2	21.9	13.8	10.8	11.1	0.9	4.7	4.1
	ER010L (NER010L)	16.3	7.2	21.9	13.8	10.8	11.1	1.2	4.7	4.1
	NER010M	16.1	7.2	23.2	13.8	10.6	12.6	1.2	4.7	4.1
	ER010S (NER010S)	17.3	7.2	25.6	16.5	12.6	13.0	1.2	6.1	5.2
	ER015S (NER015S)	20.5	7.2	25.6	16.5	12.6	13.0	1.3	6.1	5.2
	ER020L (NER020L)	22.0	7.2	25.6	16.5	12.6	13.0	1.5	6.1	5.2
	NER020M	22.0	7.2	26.9	16.5	12.4	14.4	1.5	6.1	5.2
	ER020S (NER020S)	24.0	8.2	30.9	18.9	15.5	15.5	1.5	7.2	6.5
	ER025S (NER025S)	24.6	8.2	30.9	18.9	15.5	15.5	1.6	7.2	6.5
	NER030C	29.5	8.2	26.9	16.5	12.4	14.4	1.7	8.2	3.0
	ER030L (NER030L)	26.0	8.2	30.9	18.9	15.5	15.5	1.7	7.2	6.5
ER030S (NER030S)	26.0	8.2	30.9	18.9	15.5	15.5	1.7	7.2	6.5	
ER050L (NER050L)	32.9	8.2	30.9	18.9	15.5	15.5	1.8	9.6	4.0	
DUAL SPEED	ER001HD (NER001HD)	13.8	7.2	22.2	13.0	10.4	11.9	0.9	4.0	3.9
	ER003SD (NER003SD)	13.8	7.2	22.2	13.0	10.4	11.9	0.9	4.0	3.9
	ER003HD (NER003HD)	14.6	7.2	23.2	13.8	10.6	12.6	0.9	4.7	4.1
	ER005LD (NER005LD)	14.0	7.2	22.2	13.0	10.4	11.9	0.9	4.0	3.9
	ER005SD (NER005SD)	14.6	7.2	23.2	13.8	10.6	12.6	0.9	4.7	4.1
	ER010LD (NER010LD)	16.1	7.2	23.2	13.8	10.6	12.6	1.2	4.7	4.1
	ER010SD (NER010SD)	17.3	7.2	26.9	16.5	12.4	14.4	1.2	6.1	5.2
	ER015SD (NER015SD)	19.9	7.2	26.9	16.5	12.4	14.4	1.3	6.1	5.2
	ER020LD (NER020LD)	22.6	7.2	26.9	16.5	12.4	14.4	1.5	6.1	5.2
	ER020SD (NER020SD)	27.0	8.2	32.2	18.9	15.5	16.8	1.5	7.2	6.5
	ER025SD (NER025SD)	27.0	8.2	32.2	18.9	15.5	16.8	1.6	7.2	6.5
	ER030LD (NER030LD)	28.5	8.2	32.2	18.9	15.5	16.8	1.7	7.2	6.5
	ER030SD (NER030SD)	28.5	8.2	32.2	18.9	15.5	16.8	1.7	7.2	6.5
	ER050LD (NER050LD)	35.2	8.2	32.2	18.9	15.5	16.8	1.8	9.6	4.0

\*The "L" dimensions are based on the standard lift of 10 feet.

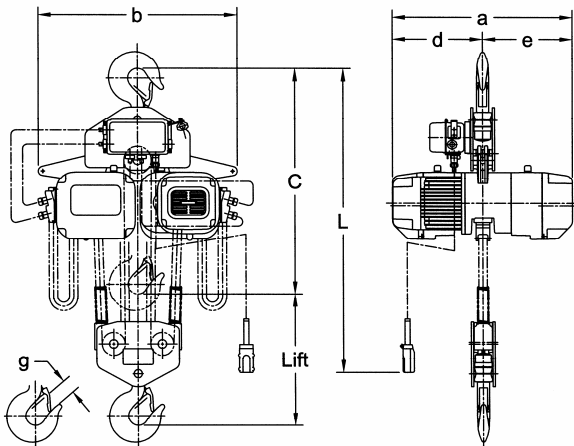
### 8 to 20 Ton Hoist Dimensions:



ER080S



ER100L



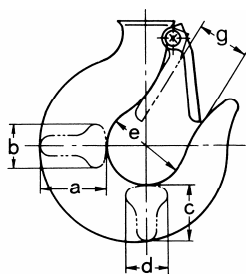
ER100S to ER200S

	Product Code	Min. Headroom: C (in)	L* (ft)	a (in)	b (in)	d (in)	e (in)	g (in)	h (in)	i (in)
SINGLE SPEED	ER080S**	44.0	8.7	30.9	23.8	15.5	15.5	2.4	11.3	7.4
	ER100L	52.6	9.2	30.9	39.4	15.5	15.5	2.4	14.0	20.4
	ER100L-LG	39.7	8.7	30.9	28.0	15.5	15.5	2.4	14.0	8.9
	ER100S	52.6	9.2	30.9	34.2	15.5	15.5	2.4	—	—
	ER150S	60.8	10.5	30.9	41.3	15.5	15.5	3.1	—	—
ER200S	65.0	10.5	30.9	49.1	15.5	15.5	3.4	—	—	
DUAL SPEED	ER080SD**	44.0	8.7	32.2	23.8	15.5	16.8	2.4	11.3	7.4
	ER100LD	52.6	9.2	32.2	39.4	15.5	16.8	2.4	14.0	20.4
	ER100L-LG	39.7	8.7	32.2	28.0	15.5	16.8	2.4	14.0	8.9
	ER100SD	52.6	9.2	33.5	34.2	16.8	16.8	2.4	—	—
	ER150SD	60.8	10.5	33.5	41.3	16.8	16.8	3.1	—	—
ER200SD	65.0	10.5	33.5	49.1	16.8	16.8	3.4	—	—	

\*The "L" dimensions are based on the standard lift of 10 feet.

\*\*Hoist available lug mount only. Dimension C (headroom) and L are to the center of the lug hole.

### Hook Dimensions:



T = Top Hook  
B = Bottom Hook  
Units = in.

Capacity Code	Hook	a	b	c	d	e	g
001H, 003S, 003H, 005L, 005S	T	1.1	0.7	0.9	0.7	1.4	1.1
	B	1.1	0.7	0.9	0.7	1.4	0.9
010L, 010M, 010S	T & B	1.4	0.9	1.2	0.9	1.7	1.2
015S	T	1.9	1.1	1.6	1.1	2.0	1.5
	B	1.7	1.0	1.4	1.0	1.9	1.3
020S, 020M, 020L	T & B	1.9	1.1	1.6	1.1	2.0	1.5
025S	T	2.2	1.4	1.9	1.4	2.4	1.7
	B	2.0	1.2	1.7	1.2	2.1	1.6
030C, 030L, 030S	T & B	2.2	1.4	1.9	1.4	2.4	1.7
050L	T & B	2.6	1.7	2.2	1.7	2.5	1.8
080S	B	3.3	2.2	2.9	1.9	3.3	2.4
100L, 100S	T & B	3.3	2.2	2.9	1.9	3.3	2.4
150S	T & B	4.1	2.8	3.4	2.4	3.9	3.1
200S	T & B	4.6	3.3	3.9	2.8	4.3	3.4

Harrington Hoists, Inc.  
401 West End Avenue  
Manheim, PA 17545  
Phone: 717-665-2000  
Toll Free: 800-233-3010  
Fax: 717-665-2861



Western Factory Warehouse  
2341 Pomona Rincon Rd. #103  
Corona, CA 92880-6973  
Phone: 909-279-7100  
Toll Free: 800-317-7111  
Fax: 909-279-7500

GENERAL USE  
EDOC0030  
Rev 10 1/3/08